


Immigration (1820- 1860)

Push/Pull Factors

Push-Pull Factors of Immigration



PULL

1. Freedom
2. Economic opportunity
3. Abundant land

PUSH

1. Population growth
2. Agricultural changes
3. Crop failures
4. Industrial Revolution
5. Religious and political turmoil

General Characteristics

Immigration by year:

- 1820s – 150,000
- 1830s – 600,000
- 1840s – 1.7 million
- 1850s – 2.3 million

Percentage of total population

- 1820s – 1%
- 1830s – 4%
- 1840s – 15%

Irish Immigration

Causes

1840s- potato famine

- considered first refugee population



Location

remained in port cities due to limited resources

- New York, Philadelphia, Boston

urban enclaves

- geographic areas w/ high ethnic concentration
 - Little Italy, Chinatown

W. COLE, No. 8 Ann-st.

GROCERY CART AND HARNESS FOR SALE
G—In good order, and one chestnut horse, 8 years old
excellent saddle horse; can be ridden by a lady. Also,
young man wanted, from 16 to 18 years of age, able to work.
No Irish need apply. **CLUFF & TUNIS, No. 270 W.**
ington-st., corner of Myrtle-av., Brooklyn.

BILLIARD TABLE FOR SALE—Of Loona
Bmanufacture; been used about nine months. Also,
tures of a Bar-room. Inquire on the premises. No.

Characteristics

heavily employed in

- canal and railroad building
- textile mills

established

- Catholic churches
- Parochial schools



German Immigration

Causes

crop failures

political revolutions (“Forty-Eighters”)



Characteristics

1 million (1830-1860)

became Midwest farmers

more religiously diverse (Protestant, Catholic, Jewish)

isolationists

educated

introduced beer/Christmas tree



Reactions to Immigration

Nativism

policy of protecting the interests of native-born inhabitants against those of immigrants

reasons for:

- Catholicism = “foreign religion”
- Protestant natives would be overwhelmed
 - politically, economically, and culturally



Political Reactions

Know-Nothing Party


Origins (1852)

- merger of two native-born, Protestant fraternal societies
 - Order of the Star-Spangled Banner
 - Order of United Americans



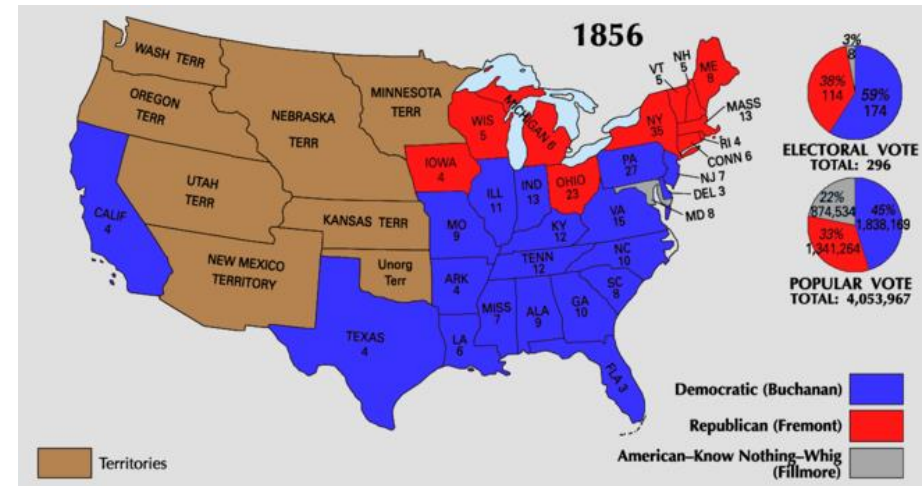
Political Platform

- deportation of beggars and criminals
- 21 year naturalization period
- mandatory Bible reading in schools
- elimination of Catholics from public office



Successes

- 1854
 - membership = between 800,000-1.5 million
 - complete political control of Massachusetts
 - won elections in Tennessee, Kentucky, Maryland
- 1856
 - Millard Fillmore, Presidential candidate won 21% of vote



Decline

- decline in immigration after 1856
- slavery issue
- not able to make use of power
 - did nothing

Economic Reactions

Competition

low skilled jobs (factories, construction)




Competition

low skilled jobs (factories, construction)







THE AMERICAN RIVER GANGES.

THE POOR AND THE CHILDREN.—(See Page 94.)



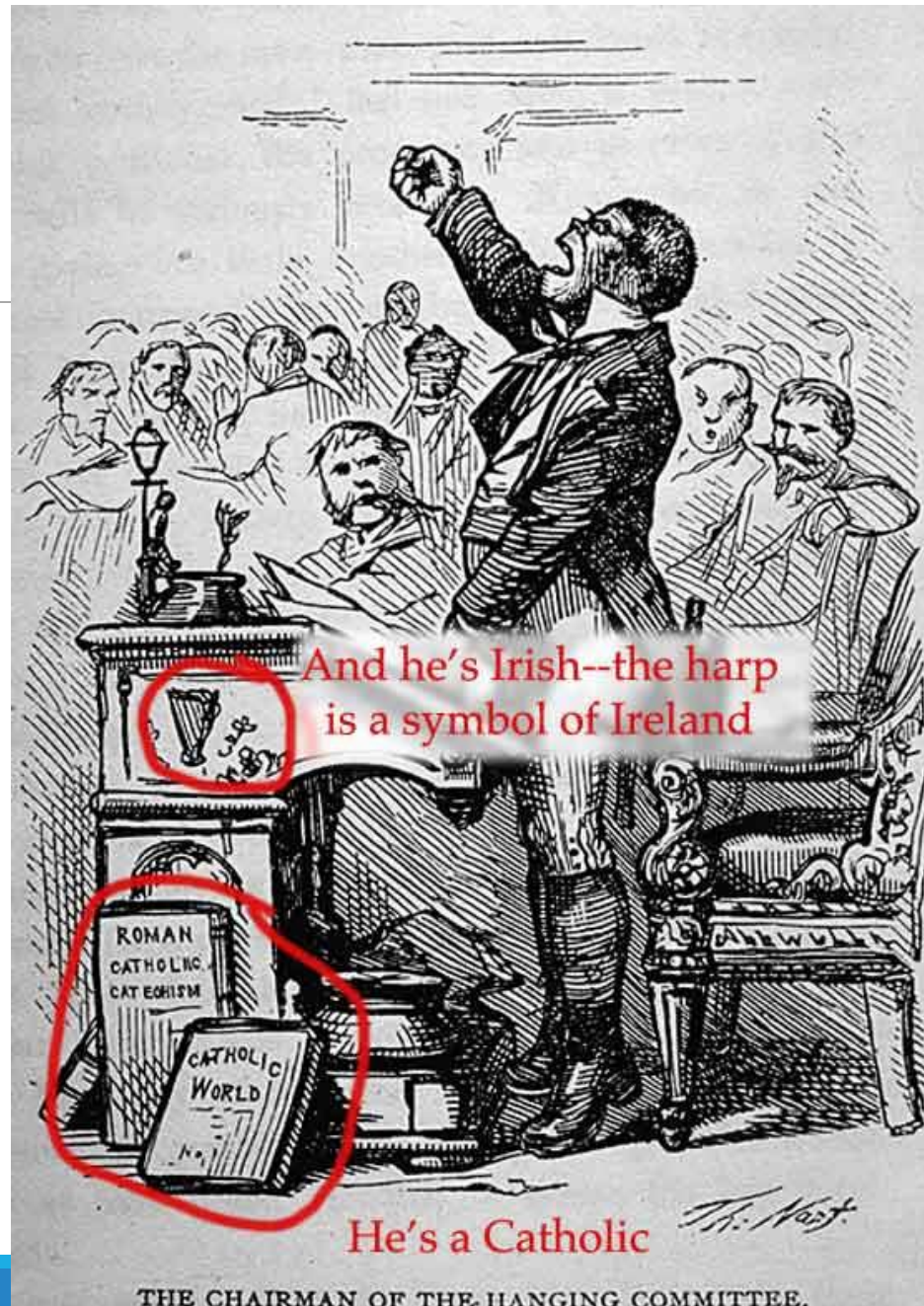


Park, June 16, 1889

Visual Analysis: Nativism

What is this guy's ethnicity?





And he's Irish--the harp is a symbol of Ireland

He's a Catholic

THE CHAIRMAN OF THE HANGING COMMITTEE.


19th century- large numbers of Irish immigrants

- typically poor, unskilled, illiterate
- little or no English
- native whites saw Catholicism as a danger






1870- Thomas Nast Political Cartoon
•Pope looking for North American conquest



THE AMERICAN RIVER GANGES.

THE PROPS AND THE CHILDREN.—[See Page 94.]




- 1871- Harper's Weekly Cartoon
- Bishops (alligators) threaten American family and American values

Irish Stereotypes





Stereotypes: love "the sauce", flat nose, pronounced mouth and lips, low forehead, general brutishness



THE MOST RECENTLY DISCOVERED WILD BEAST.

Source: *Judy, or London Serio-Comic Journal*, August 3, 1881





John Bull (England) and Uncle Sam (U.S.)
debate how to control the riotous
Irishman...



Irish Immigrants v. African Americans

shared many of same jobs

- low paying, low skilled, low status


HARPER'S WEEKLY


A JOURNAL OF CIVILIZATION

Vol. XX.—No. 1011.]

NEW YORK, SATURDAY, DECEMBER 9, 1876.

[WITH A SUPPLEMENT
FOUR TEN CENTS.]





Thomas Nast: "The Ignorant Vote"
seen as equal threat to nation...

Bottom Line

many saw Irish as a group that could not be “Americanized”

seen as violent, non-white

doomed to poverty and ignorance



Park, June 16, 1889

COMMONWEALTH OF VIRGINIA

DEPARTMENT OF HEALTH - DIVISION OF VITAL RECORDS

CERTIFICATE OF MARRIAGE

DATE OF MARRIAGE: DECEMBER 23, 1884

PLACE OF MARRIAGE: NANSEMOND COUNTY, VIRGINIA

	HUSBAND	WIFE
NAME:	PATRICK O'MALLEY	HESTER HOLLAND
RACE:	COLORED	COLORED
AGE:	30	24
SINGLE, WIDOWED, OR DIVORCED:	SINGLE	SINGLE
BIRTHPLACE:	DONEGAL COUNTY, IRELAND	NANSEMOND COUNTY, VA
RESIDENCE:	NANSEMOND COUNTY, VA	NANSEMOND COUNTY, VA
PARENTS:	FREDERICK and SOPHIA O'MALLEY	JAMES M. and ELIZABETH HOLLAND
OCCUPATION:	LABORER	
CEREMONY PERFORMED BY:	M. L. HURLEY	
REPORTED BY:	JOHN H. POWELL	
CLERK OF:	CIRCUIT COURT, NANSEMOND COUNTY, VIRGINIA	
PAGE:	276-D	LINE: 164
DATE RECORD FILED:	JULY 1940	

This is to certify that this is a true and correct reproduction of statistics on the official record file with the Virginia Department of Health, Richmond, Virginia.

DATE INDEXED 11-09-98

Suzanne H. Hester
Suzanne H. Hester, State Registrar

All reproduction of this document is prohibited by statute. No part shall be used for any purpose other than that for which it was prepared. Section 21-273, Code of Virginia is authorized.

